



# **METEORIC** RESOURCES NL

---

## **HALF-YEAR FINANCIAL REPORT** 31 DECEMBER 2016

---

ABN 64 107 985 651



# METEORIC RESOURCES

## CONTENTS

### HALF-YEAR FINANCIAL REPORT

	<b>Page No.</b>
Directors' Report	3
Auditor's Independence Declaration	9
Statement of Profit or Loss and Other Comprehensive Income	10
Statement of Financial Position	11
Statement of Changes in Equity	12
Statement of Cash Flows	13
Notes to and forming part of the Financial Statements	14
Directors' Declaration	17
Independent Auditor's Review Report	18

## DIRECTORS' REPORT



## METEORIC RESOURCES

Your directors submit the financial report of the Company for the half-year ended 31 December 2016.

### DIRECTORS

The following persons were directors of Meteoric Resources NL ("**Meteoric**") during the full half-year and up to the date of this report:

Mr Neville Bassett  
Mr Graeme Clatworthy  
Mr George Sakalidis

### REVIEW OF OPERATIONS

The total loss from continuing operations for the half-year ended 31 December 2016 was \$174,095 (2015: \$480,624).

The Company's activities during the six-month period are summarised in this report which unless otherwise stated, should be read as if dated 31 December 2016.

### Subsequent Events

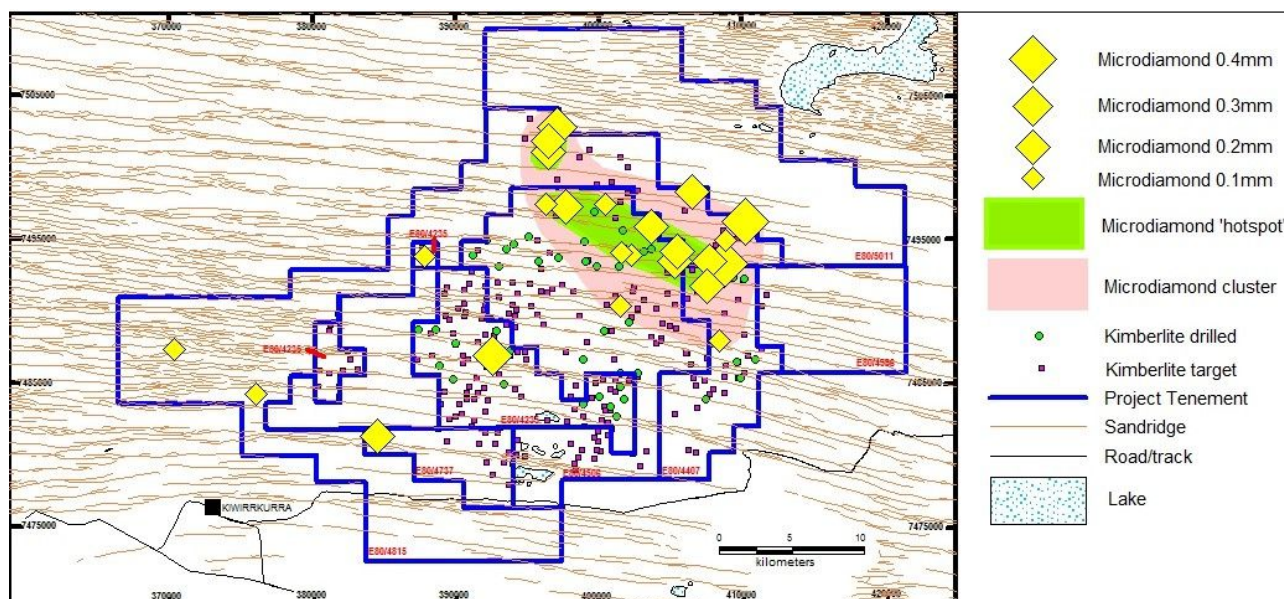
Since the end of the reporting period, the Company has issued 50 million fully paid ordinary shares at \$0.0091 each raising a total of \$455,000. These shares were issued to "sophisticated investors" as defined by the Corporations Act pursuant to a members' resolution passed at the Company's 2016 Annual General Meeting held on 18 November 2016.

### PROJECT REPORT

#### WEBB (Meteoric 19% and 16% of E80/4506 - diluting)

During the first half of 2016/2017 financial year the joint venture partners that 42 untested kimberlite targets within the broad microdiamond anomaly are prioritized for future drill testing. To date, the JV has identified 51 kimberlites by the drilling of 64 kimberlite targets from the field of 280 kimberlite targets. This represents 23% of the targets tested to date.

During the first half, ground penetrating radar geophysical surveys was undertaken on selected kimberlite targets within the project area by Lozar Radar Australia. These trial surveys were focussed on both drilled and untested kimberlite targets within and in close proximity to the broad microdiamond anomaly (Figure 1). Lozar Radar is a ground scanning radar technology with depth penetration of up to 200m and with the capability of mapping geological features such as faults and lithology boundaries. This work was aimed at testing the effectiveness of this relatively new geophysical technique in remodelling the size, shape and depth extent of the Webb kimberlite targets. The results of this test work are being assessed.



**Figure 1.** Webb Diamond Joint Venture- Location map of Micro Diamonds Recovered

Kimberlite targets have been prioritized for drill testing with the focus being on the interpreted larger near- surface bodies associated with the large microdiamond anomaly in the northern portion of the Webb kimberlite field. Selected kimberlite targets in other parts of the kimberlite field, based on the size and intensity of their magnetic signatures, have also been targeted.

It is anticipated that this work will be undertaken in the 2017 field season.

#### Competent Person Statement

The information in this report that relates to Exploration Results is based on information compiled or reviewed by Tom Reddicliffe BSc (Hons), MSc., who is a Fellow of the Australasian Institute of Mining and Metallurgy. Tom Reddicliffe is a self-employed consultant to the Meteoric Resources NL - GeoCrystal Limited joint venture and a director of GeoCrystal Limited. Tom Reddicliffe has sufficient experience which is relevant to the style of mineralisation and type of deposit under consideration and to the activity which he is undertaking to qualify as a Competent Person as defined in the 2012 edition of the 'Australasian Code of Reporting of Exploration Results, Mineral Resources and Ore Reserves'. Tom Reddicliffe consents to the inclusion in this report of his information in the form and context in which it appears.

#### WARREGO NORTH (Meteoric 100%, subject to farmout and JV)

Chalice Gold Mines Ltd ("CGM"). CGM may earn up to a 70% interest in the Warrego North project by expenditure of \$800,000 within five years.

The Warrego North Project is a farm-in and joint venture with Meteoric Resources Limited (ASX: MEI) in the Tennant Creek Mineral Field in the Northern Territory of Australia. During the Quarter, Chalice obtained all necessary approvals for proposed drilling activities at the Warrego North Project late in the quarter and drilling is now anticipated to commence as soon as possible at the end of the northern Australian wet season (March Quarter), weather permitting. Chalice plans to undertake an initial 2-hole (800m) Reverse Circulation/diamond drilling program to test the Parakeet targets at depth (~300m depth) as shown in Figure 2. Drilling is targeted to test magnetic and gravity inversion models where these are interpreted to intersect with the apparent trend of mineralisation as defined from previous intersections of low-grade copper, bismuth and/or gold.

The target for the proposed drill holes is high-grade copper-gold-bismuth of the Tennant Creek-style ironstone-hosted deposits. However, it has been demonstrated from recent gold discoveries in the Tennant Creek Mineral Field that hematite ironstones are also important host rock (e.g. Edna Beryl, Emmerson Resources) and these deposits have a weak to non-magnetic expression.

The Company will evaluate the potential for hematite ironstones within the broader project area.



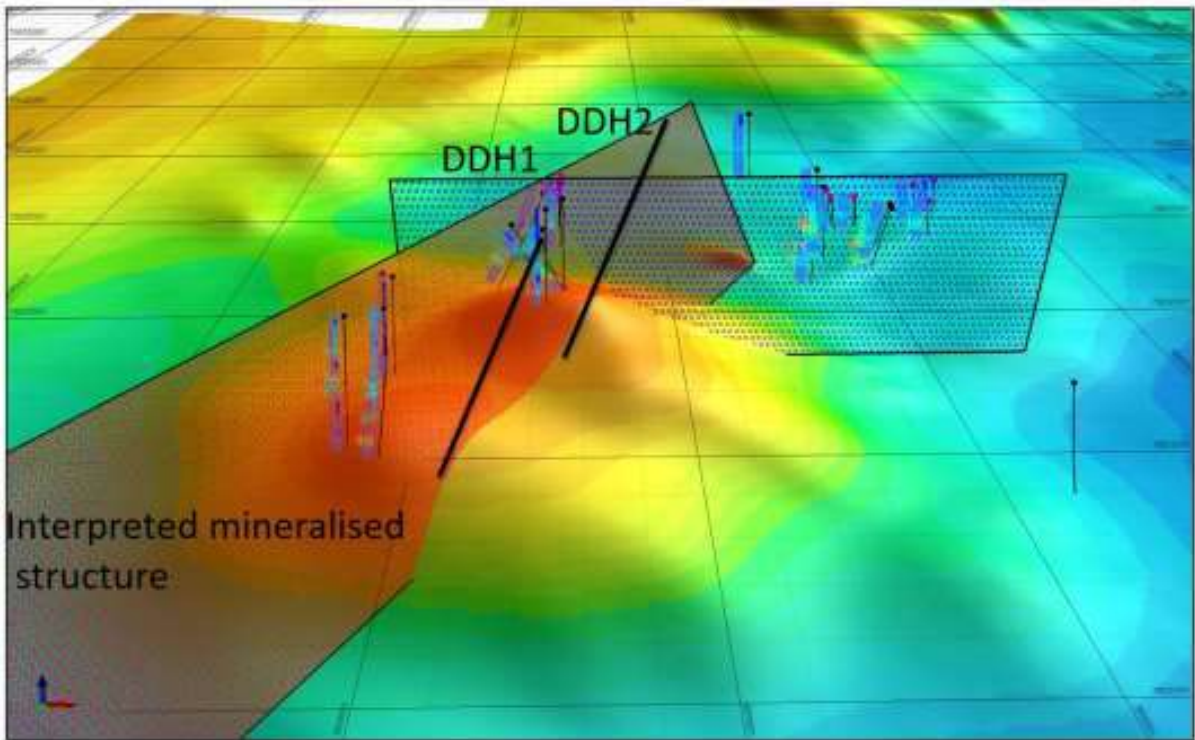


Figure 2. Parakeet target showing previous and proposed drilling and interpreted mineralised structure on a TMI image.

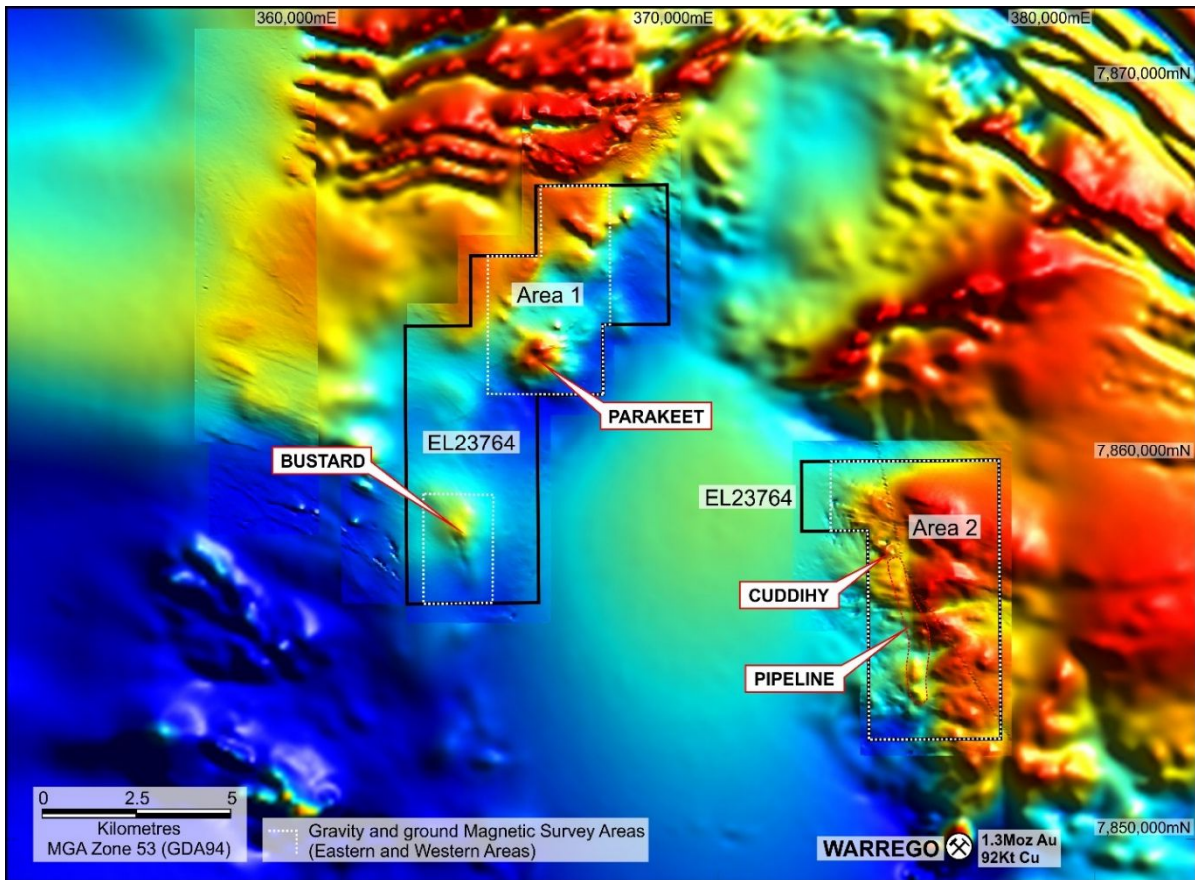


Figure 3. Warrego North Aeromagnetic Targets

### Warrego North Project

Meteoric holds a granted exploration licence (EL23764, 74.5sq km) over magnetic and gravity anomalies near the old Warrego copper-gold mine (1.3M ozs gold, 91,000t copper), the largest mine in the Tennant Creek mineral field. Previous exploration results have identified several large high magnetic susceptibility targets some with pronounced coincident gravity anomalies similar in character to quartz- magnetite-chlorite ironstones associated with high-grade copper-gold-bismuth mineralisation elsewhere in the mineral field. The target areas are situated north and northwest of the Warrego mine as shown in Figure 3. The largest of these targets is Parakeet, situated 15km NW of Warrego.

Meteoric has carried out processing and interpretation of ground magnetic, gravity and induced polarisation (IP) data at Parakeet. The processing includes 3D forward and inversion modelling of the ground magnetic and gravity data as well as 2D modelling of the IP. The Parakeet prospect is associated with two strong magnetic anomalies comparable in intensity with magnetic anomalies associated with copper gold ore bodies in the mineral field.

Historical drilling to depths of up to 200m at Parakeet has demonstrated anomalous copper, gold and bismuth values and ironstone alteration characteristic of Tennant Creek style iron oxide-copper-gold mineralisation. In more detail, the ground magnetic anomalies and associated gravity anomalies highlight three specific targets at Parakeet. All three targets have recorded historical drill intercepts with anomalous copper, gold or bismuth values. 3D inversion modelling of the ground magnetic data has identified a further three bodies bringing to six the total number of modelled bodies at Parakeet with magnetic susceptibility values greater than 0.4 SI units, characteristic of ironstone bodies at Tennant Creek.

**Significantly, modelling of the ground magnetics, together with results of down hole magnetic surveys, indicate that the source of the magnetic anomalies at Parakeet has not been tested by the previous drilling, which appears to have intersected what could be the copper halo over a large copper-gold system at depth.** It should be noted that these targets are interpretive at this stage and there has been insufficient exploration to estimate a mineral resource and it is uncertain whether further exploration will result in the estimation of a mineral resource.

Interpretation of aeromagnetic data suggests the presence of a strong NW-trending structure through Parakeet which could be a parallel structure to, or the extension of, the Navigator Fault, a major structure associated with the Warrego deposit, indicating a favourable structural setting for Parakeet. Additional magnetic and gravity targets which have not been fully tested on EL23764 include Bustard, south of Parakeet and Cuddihy and Pipeline east of the Warrego granite. Further details on the Parakeet targets are shown in MEI ASX release of 14 May 2014.

### Farmin Agreement

Under the terms of the agreement CGM has a minimum commitment to drill at least one deep diamond drill hole at Parakeet within the first year. The earn-in has two stages: CGM may earn a 51% interest by sole funding \$400,000 within three years and may elect to earn an additional 19% by sole funding another \$400,000 within a further two years. A full form agreement will be completed after CGM has completed its minimum commitment and confirmed its intention to continue to earn in. Upon CGM earning an interest a contributing joint venture will be formed with normal provisions for dilution and pre-emptive rights.

High grade Tennant Creek-style copper-gold deposits such as Warrego (7Mt at 8g/t Au and 2% Cu) are very attractive, high value targets. The directors of Meteoric are most encouraged by the results of the geophysical modelling which indicates potential for a large copper-gold system below the previous drilling at Parakeet and welcome the association with CGM which provides the opportunity to test this and other attractive targets near the Warrego mine.



### **Competent Persons' Statements**

*The information in this report that relates to other Exploration Results is based on information compiled or reviewed by Roger Thomson BSc (Hons), ARSM, a Competent Person, who is a Member of the Australian Institute of Geoscientists and a Fellow of the Australasian Institute of Mining and Metallurgy. Roger Thomson is a self-employed consultant to Meteoric Resources. Roger Thomson has sufficient experience which is relevant to the style of mineralisation and type of deposit under consideration and to the activity which he is undertaking to qualify as a Competent Person as defined in the 2012 edition of the 'Australasian Code of Reporting of Exploration Results, Mineral Resources and Ore Reserves'. Roger Thomson consents to the inclusion in this report of the matters based on his information in the form and context in which it appears.*

### **CORTEGANA GRAPHITE PROJECT (Meteoric 100%, application)**

No progress was made during the half-year regarding the granting of the application.

### **BARKLY JOINT VENTURE (MEI 70% subject to JV)**

No exploration was undertaken during the half-year.

### **PERSEVERANCE (Meteoric 68.43%, Emmerson Resources 31.57%)**

No exploration was undertaken during the half-year.

### **R29 BABBLER (MEI 100%)**

No exploration was undertaken during the half-year.



**INDEPENDENCE DECLARATION BY AUDITOR**

The lead auditor's independence declaration under section 307C of the Corporations Act 2001 is set out on page 9 for the half-year ended 31 December 2016.

This report has been signed in accordance with a resolution of directors.

For and on behalf of the Directors

A handwritten signature in black ink, appearing to read 'Graeme Clatworthy', written in a cursive style.

**Graeme Clatworthy**

Executive Director

15 March 2017





## AUDITOR'S INDEPENDENCE DECLARATION

To those charged with governance of Meteoric Resources NL

As auditor for the review of Meteoric Resources NL for the period ended 31 December 2016, I declare that, to the best of my knowledge and belief, there have been:

- i) no contraventions of the independence requirements of the *Corporations Act 2001* in relation to the review; and
- ii) no contraventions of any applicable code of professional conduct in relation to the review.

*Greenwich & Co Audit Pty Ltd*

## GREENWICH & CO AUDIT PTY LTD

*AM*

**Andrew May**

Audit Director

15 March 2017

Perth

**STATEMENT OF PROFIT OR LOSS AND  
OTHER COMPREHENSIVE INCOME  
FOR THE HALF-YEAR ENDED 31 DECEMBER 2016**



**METEORIC RESOURCES**

	Notes	Half-Year Ended 31 Dec 2016 (\$)	Half-Year Ended 31 Dec 2015 (\$)
<b>Revenue:</b>			
Interest income		199	419
Other income		21,039	-
<b>Expenses:</b>			
Depreciation expense		(181)	(2,202)
Exploration and tenement expenses		(17,237)	(35,426)
Other expenses		<u>(177,915)</u>	<u>(443,415)</u>
<b>(Loss) before income tax expense</b>		(174,095)	(480,624)
Income tax expense		<u>-</u>	<u>-</u>
<b>(Loss) from continuing operations</b>		<u>(174,095)</u>	<u>(480,624)</u>
<b>Other comprehensive income:</b>			
Changes in the fair value of available-for-sale financial assets	3	-	(1,333)
<b>Other comprehensive income for the period, net of tax</b>		<u>-</u>	<u>(1,333)</u>
<b>Total Comprehensive income for the period attributable to members of the Company</b>		<u>(174,095)</u>	<u>(481,957)</u>
Basic (loss) per share (cents per share)		(0.0856)	(0.3326)
Diluted (loss) per share (cents per share)		<u>(0.0856)</u>	<u>(0.3326)</u>

*The accompanying notes form part of these financial statements.*

**STATEMENT OF FINANCIAL POSITION  
AS AT 31 DECEMBER 2016**



**METEORIC RESOURCES**

	Notes	31 Dec 2016 (\$)	30 June 2016 (\$)
<b>Current Assets</b>			
Cash and cash equivalents		102,740	348,156
Trade and other receivables		22,585	23,869
Other assets		12,164	5,350
<b>Total Current Assets</b>		<u>137,489</u>	<u>377,375</u>
<b>Non-Current Assets</b>			
Property, plant and equipment		54	235
Other financial assets	3	39,044	39,044
<b>Total Non-Current Assets</b>		<u>39,098</u>	<u>39,279</u>
<b>TOTAL ASSETS</b>		<u>176,587</u>	<u>416,654</u>
<b>Current Liabilities</b>			
Trade and other payables		72,347	138,319
<b>Total Current Liabilities</b>		<u>72,347</u>	<u>138,319</u>
<b>TOTAL LIABILITIES</b>		<u>72,347</u>	<u>138,319</u>
<b>NET ASSETS</b>		<u>104,240</u>	<u>278,335</u>
<b>Equity</b>			
Contributed equity	4	12,629,694	12,629,694
Reserves	4	122,194	273,154
Accumulated losses		(12,647,648)	(12,624,513)
<b>TOTAL EQUITY</b>		<u>104,240</u>	<u>278,335</u>

*The accompanying notes form part of these financial statements.*

**STATEMENT OF CHANGES IN EQUITY  
FOR THE HALF-YEAR ENDED 31 DECEMBER 2016**



**METEORIC RESOURCES**

	Contributed Equity (\$)	Available for Sale Financial Assets Reserve (\$)	Share Based Payments Reserve (\$)	Accumulated Losses (\$)	Total (\$)
<b>Balance at 1.7.2015</b>	11,775,615	3,622	237,210	(11,684,056)	332,391
<b>Comprehensive Income</b>					
Operating (loss) for the period	-	-	-	(480,624)	(480,624)
Other comprehensive income for the period	-	(1,333)	-	-	(1,333)
<b>Total comprehensive income for the period</b>	-	(1,333)	-	(480,624)	(481,957)
<b>Transactions with owners, in their capacity as owner, and other transfers</b>					
Receipt of calls on partly-paid	2,943	-	-	-	2,943
Issue of fully paid ordinary shares	598,500	-	-	-	598,500
Issue of options	-	-	33,300	-	33,300
Capital raising costs	(34,464)	-	-	-	(34,464)
<b>Total transactions with owners and other transfers</b>	566,979	-	33,300	-	600,279
<b>Balance at 31.12.2015</b>	12,342,594	2,289	270,510	(12,164,680)	450,713

<b>Balance at 1.7.2016</b>	12,629,694	2,644	270,510	(12,624,513)	278,335
<b>Comprehensive Income</b>					
Operating (loss) for the period	-	-	-	(174,095)	(174,095)
<b>Total comprehensive income for the period</b>	-	-	-	(174,095)	(174,095)
<b>Transactions with owners, in their capacity as owner, and other transfers</b>					
Cancellation of expired options	-	-	(150,960)	150,960	-
<b>Total transactions with owners and other transfers</b>	-	-	(150,960)	150,960	-
<b>Balance at 31.12.2016</b>	12,629,694	2,644	119,550	(12,647,648)	104,240

*The accompanying notes form part of these financial statements.*

**STATEMENT OF CASH FLOWS  
FOR THE HALF-YEAR ENDED 31 DECEMBER 2016**



**METEORIC RESOURCES**

	<b>Half-Year Ended 31 Dec 2016 (\$)</b>	<b>Half-Year Ended 31 Dec 2015 (\$)</b>
<b>CASH FLOWS FROM OPERATING ACTIVITIES</b>		
Receipts from office rent recoveries	21,039	-
Cash payments to suppliers and contractors	(205,962)	(252,952)
Interest received	199	419
	<hr/>	<hr/>
<b>Net cash (used in) operating activities</b>	<b>(184,724)</b>	<b>(252,533)</b>
<b>CASH FLOWS FROM INVESTING ACTIVITIES</b>		
Payments for exploration and evaluation	(77,963)	(60,705)
Recoupment of exploration costs	17,271	203,039
Proceeds from security deposits refunded	-	-
	<hr/>	<hr/>
<b>Net cash from (used in)/provided by investing activities</b>	<b>(60,692)</b>	<b>142,334</b>
<b>CASH FLOWS FROM FINANCING ACTIVITIES</b>		
Proceeds from new issue of shares	-	386,943
Share issue costs	-	(23,664)
	<hr/>	<hr/>
<b>Net cash from financing activities</b>	<b>-</b>	<b>363,279</b>
Net (decrease) increase in cash held	(245,416)	253,080
Cash and cash equivalents at the beginning of the financial period	348,156	150,992
	<hr/>	<hr/>
Cash and cash equivalents at the end of the financial period	102,740	404,072
	<hr/>	<hr/>

*The accompanying notes form part of these financial statements.*



**NOTES TO THE FINANCIAL STATEMENTS  
FOR THE HALF-YEAR ENDED 31 DECEMBER 2016**



**METEORIC RESOURCES**

**NOTE 1 BASIS OF PREPARATION AND ACCOUNTING POLICIES**

**Basis of Preparation**

These general purpose financial statements for the interim half-year reporting period ended 31 December 2016 have been prepared in accordance with the requirements of the *Corporations Act 2001* and Australian Accounting Standard 134: *Interim Financial Reporting*.

These financial statements were approved by the Board of Directors on the date of the Directors Declaration.

This interim financial report is intended to provide users with an update on the latest annual financial statements of the Company. As such, it does not contain information that represents relatively insignificant changes occurring during the half-year. It is therefore recommended that this financial report be read in conjunction with the annual financial statements for the year ended 30 June 2016, together with any public announcements made by the Company during the half-year in accordance with continuous disclosure requirements arising under the *Corporations Act 2001*.

These financial statements have been prepared on an accruals and historical cost basis, except where indicated.

These financial statements have been prepared on the going concern basis that contemplates normal business activities and the realisation of assets and extinguishment of liabilities in the ordinary course of business.

*Going Concern*

The directors have prepared the financial statements of the Company on a going concern basis which contemplates continuity of business activities and the realisation of assets and settlement of liabilities in the ordinary course of business.

At the date of this report, the directors have considered the following pertinent matters:

- (a) cash on hand is approximately \$462,500;
- (b) current cash resources are considered adequate to fund the entity's immediate operating and reduced exploration activities; and
- (c) the Company has the ability to raise additional funds by the issue of additional shares or the sale of further assets if a higher level of exploration activity is to be undertaken.

**Accounting Policies**

The same accounting policies and methods of computation have been followed in this interim financial report as were applied in the most recent annual financial statements.

The Company has adopted all of the new, revised or amending Accounting Standards and Interpretations issued by the Australian Accounting Standards Board that are mandatory for the current reporting period. The adoption of these Accounting standards and Interpretations did not have any significant impact on the financial performance or position of the Company.

Any new, revised or amending Accounting Standards of Interpretations that are not yet mandatory have not been adopted early.

**NOTES TO THE FINANCIAL STATEMENTS  
FOR THE HALF-YEAR ENDED 31 DECEMBER 2016**



**METEORIC RESOURCES**

**NOTE 2 OPERATING SEGMENTS**

**Segment Information**

**Identification of reportable segments**

The Company has identified that it operates in only one segment based on the internal reports that are reviewed and used by the board of directors (chief operating decision makers) in assessing performance and determining the allocation of resources. The Company's principal activity is mineral exploration.

**Revenue and assets by geographical region**

The Company's revenue is received from sources and assets located wholly within Australia.

**Major customers**

Due to the nature of its current operations, the Company does not provide products and services.

**NOTE 3 OTHER FINANCIAL ASSETS**

**Available-for-sale financial assets**

	<b>Half-Year Ended 31 Dec 2016 (\$)</b>	<b>Year Ended 30 Jun 2016 (\$)</b>
Balance at beginning of period	39,044	39,970
Increase in security deposits	-	52
Changes in the fair value during the period	-	(978)
Closing balance	<u>39,044</u>	<u>39,044</u>

**31 Dec 2016**

**NOTE 4 EQUITY**

**Contributed Equity - Ordinary Shares**

	<b>Number</b>	<b>\$</b>
At the beginning of the period	<u>203,268,395</u>	<u>12,629,694</u>
Closing balance	<u>203,268,395</u>	<u>12,629,694</u>

**Reserves**

Available for Sale Financial Assets reserve	2,644
Share Based Payments reserve	<u>119,550</u>
Closing balance	<u>122,194</u>

**Options**

The Company had the following options over un-issued fully paid ordinary shares at the end of the period:

Options exercisable at \$0.045 on or before 31.1.2017 to acquire fully paid ordinary shares	5,000,000	-
Options exercisable at \$0.02 on or before 30.6.2018 to acquire fully paid ordinary shares	9,000,000	-
Options exercisable at \$0.012 on or before 9.9.2020 to acquire fully paid ordinary shares	<u>9,000,000</u>	<u>-</u>
Total Options	<u>23,000,000</u>	<u>-</u>

**NOTES TO THE FINANCIAL STATEMENTS  
FOR THE HALF-YEAR ENDED 31 DECEMBER 2016**



**METEORIC RESOURCES**

**NOTE 5 EVENTS SUBSEQUENT TO REPORTING DATE**

Since the end of the reporting period, the Company has issued 50 million fully paid ordinary shares at \$0.0091 each raising a total of \$455,000. These shares were issued to “sophisticated investors” as defined by the Corporations Act pursuant to a members’ resolution passed at the Company’s 2016 Annual General Meeting held on 18 November 2016.

Other than the above transaction, there have been no matters or circumstances that have arisen since 31 December 2016 which have significantly affected or may significantly affect:

- (a) the Company’s operations in future years; or
- (b) the results of those operations in future years; or
- (c) the Company’s state of affairs in future years.

**NOTE 6 CONTINGENT LIABILITIES**

There has no change in contingent liabilities since the last annual reporting period.

## DIRECTORS' DECLARATION



METEORIC RESOURCES

The directors of the Company declare that:

1. the accompanying financial statements and notes:
  - (a) comply with Accounting Standard AASB 134 : *Interim Financial Reporting* and the *Corporations Act 2001*; and
  - (b) give a true and fair view of the financial position of the Company as at 31 December 2016 and its performance for the half-year ended on that date.
2. in the directors' opinion there are reasonable grounds to believe that the Company will be able to pay its debts as and when they become due and payable.

This declaration is made in accordance with a resolution of the Board of Directors:

Signed at Perth:



**Graeme Clatworthy**  
Executive Director

Dated this 15th day of March 2017

## Independent Auditor's Review Report

To the members of Meteoric Resources NL

### Report on the Half-Year Financial Report

We have reviewed the accompanying half-year financial report of Meteoric Resources NL, which comprises the statement of financial position as at 31 December 2016, the statement of profit or loss and other comprehensive income, statement of changes in equity and statement of cash flows for the half-year ended on that date, notes comprising a summary of significant accounting policies and other explanatory information, and the directors' declaration.

### Directors' Responsibility for the Half-Year Financial Report

The directors of Meteoric Resources NL are responsible for the preparation of the half-year financial report that gives a true and fair view in accordance with Australian Accounting Standards (including Australian Accounting Interpretations) and the *Corporations Act 2001* and for such internal control as the directors determine is necessary to enable the preparation of the half-year financial report that is free from material misstatement, whether due to fraud or error.

### Auditor's Responsibility

Our responsibility is to express a conclusion on the half-year financial report based on our review. We conducted our review in accordance with Auditing Standard on Review Engagements ASRE 2410 *Review of a Financial Report Performed by the Independent Auditor of the Entity*, in order to state whether, on the basis of the procedures described, we have become aware of any matter that makes us believe that the financial report is not in accordance with the *Corporations Act 2001* including: giving a true and fair view of Meteoric Resources NL's financial position as at 31 December 2016 and its performance for the half-year ended on that date; and complying with Accounting Standard AASB 134 *Interim Financial Reporting* and the *Corporations Act 2001*. As the auditor of Meteoric Resources NL, ASRE 2410 requires that we comply with the ethical requirements relevant to the audit of the annual financial report.

A review of a half-year financial report consists of making enquiries, primarily of persons responsible for financial and accounting matters, and applying analytical and other review procedures. A review is substantially less in scope than an audit conducted in accordance with Australian Auditing Standards and consequently does not enable us to obtain assurance that we would become aware of all significant matters that might be identified in an audit. Accordingly, we do not express an audit opinion.

### Independence

In conducting our review, we have complied with the independence requirements of the *Corporations Act 2001*.



### Conclusion

Based on our review, which is not an audit, we have not become aware of any matter that makes us believe that the half-year financial report of Meteoric Resources NL is not in accordance with the *Corporations Act 2001* including:

- (a) giving a true and fair view of Meteoric Resources NL's financial position as at 31 December 2016 and of its performance for the half-year ended on that date; and
- (b) complying with Accounting Standard AASB 134 *Interim Financial Reporting* and the *Corporations Act 2001*.

*Greenwich & Co Audit Pty Ltd*

**GREENWICH & CO AUDIT PTY LTD**

*AM*

**Andrew May**

Audit Director

15 March 2017

Perth